

Classes are held at our artKids Studio, Basement, North Canberra Baptist Hall, 17 Condamine Street, Turner.

Each morning or afternoon session can be booked separately (except the Realistic Drawing workshop which is discounted for the three-morning booking).

Ages: Suits children 5 to 14 years. We will accept children as young as 4 years if they are able to focus for a three-hour class and on the understanding that if they are not coping, a parent is available to collect them immediately. **Please note:** Projects will be scaled up or down to suit different age groups within the projects and where possible, classes will be split into two age groups if numbers allow.

Book online at www.enrolmy.com/artkids. Payment is by direct debit and must be paid prior to class to confirm your booking. If you want to pay by credit card (transaction fee applies), contact us at admin@artkidscanberra.com to organise invoice link.



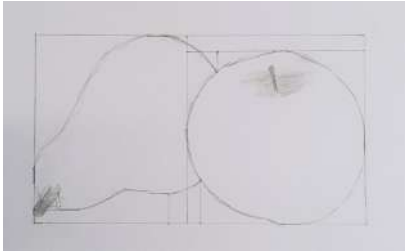

Fees: \$72 per session (inc GST), all materials and morning/afternoon tea included, plus FREE lunch-time supervision for full-day students. Full day is \$144.











COVID-SAFE PLAN AND POLICY: Please **do not send sick children**. By 'sick' we mean: high temp/fever; runny nose - clear, yellow or green; coughing, etc. (If symptoms relate to a chronic condition, like allergies, please advise in writing via Enrolmy booking form). As part of our updated Covid-Safe Plan, children's temperatures will be taken on arrival. Please bring appropriate face masks for your older child. All adults must wear masks and be physically distant from others. **Our policy is to credit or refund fees if your child is sick, however, if you send them to us sick, we will call you to collect them and you will lose any credit for the day's booking.** As a small business, we can't afford to shut down again!

Realistic Drawing 9 Yrs+ and now a follow-on Drawing Realistic class!

Many kids become frustrated and lose interest in drawing around 9-10 years of age as they move from imaginary and cartoon-style drawing to wanting to draw more realistically. They don't have the skills, get disheartened and give up. Our goal is keep kids drawing past this age and we are committed to running our Realistic Drawing sessions each school holiday. Over **three mornings** (Mon, Tues, Wed), we'll show your child how to make the move from cartoon to realistic drawing. We'll cover how to really 'see' an object, how to break it down into simple shapes and contour lines, how to create form through understanding shading and value, and how to position and draw objects in relation to one another.

The course is designed to build on the skills of each session sequentially. **Special: Book all three mornings for just \$205.20 - save 5%**

Monday, 9 am-12 pm 9 January 2023	Tuesday, 9 am-12 pm 10 January 2023	Wednesday, 9 am-12 pm 11 January 2023	Thursday, 9 am-12 pm 12 January 2023
<p>1: Realistic Drawing 9 Yrs+</p>  <p>Drawing is 80% observation and 20% drawing. Learn how to 'see' basic shapes and contour lines that make up everyday objects. We'll cover pencil grips and line work.</p>	<p>2: Realistic Drawing 9 Yrs+</p>  <p>Learn how to add texture and shading to create form. We'll cover light and dark, highlights and low lights, hatching techniques and value. Explore different drawing mediums - graphite, charcoal and chalk pastels.</p>	<p>3: Realistic Drawing 9 Yrs+</p>  <p>Learn how to use space to create the illusion of depth. Use overlap, size, shading, value, focus and perspective as you create and draw your own still life composition.</p>	<p>Dreamy Dessert Box</p>  <p>A fun way to practice different colour blending techniques. From Gummie Bears through to Macaroons, donuts to ice cream cones, this mouthwatering class is already a favourite!</p>

Monday, 9 January 2023 9 am-12 pm	Tuesday, 10 January 2023 9 am-12 pm	Wednesday, 11 January 2023 9 am-12 pm	Thursday, 12 January 2023 9 am - 12 pm	Friday, 13 January 2023 9 am - 12 pm
<p>Fantasy Land</p>  <p>Neverland, Middle Earth, Hogwarts - fantastic places but how do you get there? By map of course! Learn map-making symbols as you imagine your own fantasy world. Watercolour paints and pencils.</p>	<p>Sumikkogurashi Game Cards</p>  <p>These cute creatures are Sumikkoguarshi, shy friends who prefer to hang out in corners rather than the centre of a room. We'll get to know their likes and dislikes, and who their friends are as we design a set of trading cards. Kawaii!</p>	<p>Rainforest Bridge Painting</p>  <p>Learn about the unique layers of the rainforest as we focus on drawing overlapping flora and fauna. Kids will choose the animals and plants to draw in their rainforest habitat and paint with watercolor. Add texture with a hanging bridge.</p>	<p>Dreamy Dessert Box</p>  <p>A fun way to practice different colour blending techniques as we create a box of yummy desserts. From Gummie Bears through to Macaroons, donuts to ice cream cones, this mouthwatering class was a term favourite so we're letting our holiday kids enjoy it too. Suits all ages as techniques extended.</p>	<p>Phone Selfie!</p>  <p>Realistic Drawers, Anime, cartoonists - this project is for all ages and drawing styles! Explore perspective as you 'take a Selfie' using your imagination and drawing skills. Have a go at drawing hands!</p>
<p>12.30 - 3.30 pm</p>	<p>12.30 - 3.30 pm</p>	<p>12.30 - 3.30 pm</p>	<p>12.30 - 3.30 pm</p>	<p>12.30 - 3.30 pm</p>
<p>Fat Frogs Clay</p>  <p>"Ribbet, ribbet!" These fat frogs ate too much over the holidays. Using the pinch-pot method, kids will learn about form and texture to create a fat frog, lizard or, of course, dragons! Learn the scratch attach method to keep arms, legs and googly eyes from hopping off.</p>	<p>Stitching Door/Wall Hangings</p>  <p>Who has time for sewing these days? We do! Learn some stitching techniques in this session as you are guided through a simple stitch pattern to create a wall hanging or door hanger.</p>	<p>Gelliplate Print Harbour Seals</p>  <p>Ever wanted to experiment with gelli plate printing but it was all too hard? We make it easy in this fun project. We'll learn some printmaking techniques to create the background and the seals. Learn some fun facts that will follow you on your South Coast travels to Montague Island and their fur seal colony.</p>	<p>3D Tree House</p>  <p>Who hasn't dreamed of their own tree house hideout? Kids will think like an architect and design their own whimsical treetop hideaway and construct out of paper. Add fun embellishments like ladders, rope swings, etc. Budding engineers will love this project!</p>	<p>Campfire S'Mores Mixed Media</p>  <p>Summertime BBQs, camping by the beach - this project combines Kawaii-style drawing, weaving techniques and paper cutting, folding and twisting for the campfire. Add natural elements like twigs and pebbles, topped off with roasting marshmallows!</p>