










Classes are held at our artKids Studio, Basement, North Canberra Baptist Hall, 17 Condamine Street, Turner. Each session can be booked separately or as a full day. Drop off from 8.45 am. Pick up 3.30 pm promptly. **Ages:** 5 to 14 years. **Note:** We no longer accept 4-year-olds – they must be at primary school. **Fee** is \$75 per session (incl GST), includes all materials and morning/afternoon tea, plus FREE supervision at lunchtime for full-day students (bring their own lunch). **Book online** at www.enrolmy.com/artkids

Monday, 9 am – 12 pm 16 December 2024	Tuesday, 9 am – 12 pm 17 December 2024	Wednesday, 9 am – 12 pm 18 December 2024	Thursday, 9 am – 12 pm 19 December 2024	Friday, 9 am – 12 pm 20 December 2024
<p>Puppets Three Ways</p>  <p>Make cute holiday-themed hand puppets three different ways. Learn paper folding techniques and create full hand, 'surprise' mouth-opening and wooden clothes peg puppets – great decorations for your tree!</p>	<p>Gingerbread House Watercolour</p>  <p>Nibble, nibble like a mouse...we'll be drawing a gingerbread house! Use watercolour-resist and stamping techniques to decorate your house. Make it interactive by creating door and window openings- add a holiday surprise behind them.</p>	<p>Xmas Kawaii Pokémon!</p>  <p>This holiday season learn to draw your favourite Pokémon characters inside their very own Pokeball – you can even hang it on your tree! This Kawaii style of drawing originated in Japan and remains popular. Gotta draw 'em all!</p>	<p>The Nutcracker Paint & Puppets</p>  <p>Learn colour theory as we explore values and tints to paint a wintery scene, adding texture marks. Draw and colour your favourite Nutcracker characters and either add as part of your artwork or create as a puppet.</p>	<p>Beanie Boos in Candyland!</p>  <p>Welcome to Beanie Boo land! We'll create a colourful, three-fold layered booklet as the background for your Beanie Boos. Learn how to draw your favourite, big-eyed, sparkly, characters and colour using markers, pencils and sparkle pens. BYO Beansies for observational drawing!</p>
<p>12.30 – 3.30 pm</p>	<p>12.30 – 3.30 pm</p>	<p>12.30 – 3.30 pm</p>	<p>12.30 – 3.30 pm</p>	<p>12.30 – 3.30 pm</p>
<p>Christmas Car Painting</p>  <p>Beep beep! Are we there yet? Get into the holiday spirit by learning about symmetry, perspective, tints and creating reflections as we putt-putt our way through this fun painting project!</p>	<p>No Session this afternoon as our regular Tuesday term-class is running.</p>	<p>3D Air Dry Clay Dioramas</p>  <p>Create one or more cute diorama winter scenes with 3D elements made from paper pop ups and air-dry clay. Add a hole to your clay creation and hang your clay creations on the tree!</p>	<p>A One-Horse Open Sleigh - Hey!</p>  <p>Learn drawing and painting techniques to create this holiday artwork. We'll show you how to draw and place objects in your foreground as well as creating a textured background. Clip-clop!</p>	<p>Ugly Holiday Jumper Bunting</p>  <p>We've all got them – that special holiday jumper or t-shirt only worn at Christmas! Design and create your own decorative ugly holiday jumper bunting. Learn about pattern and colour to create a unique item.</p>