











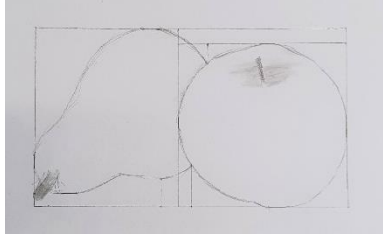


Monday to Wednesday 20-22 January 2025 Foundation Skills 9yrs+ only



Classes are held at our artKids Studio, Basement, North Canberra Baptist Hall, 17 Condamine Street, Turner. Each session can be booked separately or as a full day. Drop off from 8.45 am. Pick up 3.30 pm promptly. **Ages:** 5 to 14 years. **Note:** We no longer accept 4-year-olds – they must be at primary school. **Fee** is \$75 per session (incl GST), includes all materials and morning/afternoon tea, plus FREE supervision at lunchtime for full-day students (bring their own lunch). **Book online** at [www.enrolmy.com/artkids](http://www.enrolmy.com/artkids)

Monday, 9 am – 12 pm 13 January 2025	Tuesday, 9 am – 12 pm 14 January 2025	Wednesday, 9 am – 12 pm 15 January 2025	Thursday, 9 am – 12 pm 16 January 2025	Friday, 9 am – 12 pm 17 January 2025
<p><b>SpongeBob Collage</b></p>  <p>Who lives in a Pineapple under the sea? SpongeBob SquarePants! Learn how to draw your favourite characters to create an underwater collage. Learn about graduated painting techniques and add collage elements using oil pastels and textured papers.</p>	<p><b>Create-a-Comic – Sonic Style!</b></p>  <p>Learn simple storytelling techniques to create a comic layout. Create your own characters or learn how to draw Sonic the Hedgehog characters, Tails, Knuckles and arch-enemy Shadow! Learn comic book techniques for visual appeal for your readers.</p>	<p><b>Pusheen &amp; Friends Mini Book</b></p>  <p>Like the cat that ate the cream, kids will have a smile on their faces as they create a Pusheen-inspired collaged mini-book. Learn to draw a Pusheen, Pugsheen or even a Dragonsheen and their friends. Learn colouring in techniques using textas, coloured pencils and watercolour.</p>	<p><b>STEAM Tower Crane Lego Print</b></p>  <p>Create a tower crane collage that really moves! Create a cityscape background using Lego and printmaking techniques. Construct a tower to lift a...what will your crane be lifting? An elephant? A piano?!</p>	<p><b>Paint like Matisse - Fishbowl</b></p>  <p>Many of us know the artist Matisse as an Impressionist artist but before that, he was a Fauvist – they loved to use bright and bold colours. Inspired by his Goldfish artwork, we'll paint and collage our own Fauvist version.</p>
12.30 – 3.30 pm	12.30 – 3.30 pm	12.30 – 3.30 pm	12.30 – 3.30 pm	12.30 – 3.30 pm
<p><b>Imaginary Clay World</b></p>  <p>As Dr Seuss put it: "Fantasy is a necessary ingredient to living." Learn clay techniques as you are inspired by imaginary worlds and create a crazy clay creation filled with trinkets, beads, straws, pipe cleaners and sequins. Limited only by your imagination!</p>	<p><b>Felt Donut Keychain</b></p>  <p>Be inspired by famous food artist, Wayne Thiebaud, and design your felt food. Learn simple sewing techniques to sew felt pieces and stuff to create a 3D artwork. Add a loop and create a fun bag tag or keychain. Yum!</p>	<p><b>Dragon &amp; Castle Scratch Art</b></p>  <p>Explore the scratch art painting technique to create a textured landscape. Learn how to draw castles and dragons, trees and flowers to create a magical artwork that is totally unique.</p>	<p><b>Hiker Diorama 3D Art in a Box</b></p>  <p>Pack your backpack – it's time for an adventure! Create a multi-layered diorama that features a hiker in the woods. Create textured paper from collagraph prints. Learn how to attach elements in this 3D space. Who will be hiding in the wood?</p>	<p><b>Design a Board Game with Air Dry Clay Tokens!</b></p>  <p>We play them all the time, but have you ever tried creating one? Choose your setting (fantasy, Candyland, forest), create a twisty path and we'll draw lots of interesting things to keep your players moving. Add air-dry clay token figurines!</p>

**Realistic Drawing 9 Yrs+** Many kids become frustrated and lose interest in drawing around 9-10 years of age as they move from imaginary and cartoon-style drawing to wanting to draw more realistically. They don't have the skills, get disheartened and give up. Our goal is to keep kids drawing past this age and we are committed to running our Realistic Drawing sessions each school holiday. Over **three mornings** (Tues, Wed, Thurs), we'll show your child how to make the move from cartoon to realistic drawing. We'll cover how to really 'see' an object, how to break it down into simple shapes and contour lines, how to create form through understanding shading and value, and how to position and draw objects in relation to one another.

Monday, 9 am-12 pm 20 January	Tuesday, 9 am-12 pm 21 January	Wednesday, 9 am-12 pm 22 January
<p><b>1: Realistic Drawing 9 Yrs+</b></p>  <p>Drawing is 80% observation and 20% drawing. Learn how to 'see' basic shapes and contour lines that make up everyday objects. We'll cover pencil grips and linework.</p>	<p><b>2: Realistic Drawing 9 Yrs+</b></p>  <p>Learn how to add texture and shading to create form. We'll cover light and dark, highlights and low lights, hatching techniques and value. Explore different drawing mediums - graphite, charcoal and chalk pastels.</p>	<p><b>3: Realistic Drawing 9 Yrs+</b></p>  <p>Learn how to use space to create the illusion of depth. Use overlap, size, shading, value, focus and perspective as you create and draw your own still life composition.</p>

**New! Intro to Anime classes 9 Yrs+** Anime is such a unique style of art that has been around for decades, and still very popular among kids, teens and adults today. Many children who love reading manga books or watching anime shows may want to create their own characters, or simply learn how to draw their favourite characters. In our 3-days Intro to Anime holiday program, we will show drawing techniques to achieve the distinctive anime/manga character look, and use tools and colouring markers. Join our Saturday afternoon classes after completing!

Monday, 12.30-3.30 pm 20 January	Tuesday, 12.30 -3.30 pm 21 January	Wednesday, 12.30 am-3.30pm 22 January
<p><b>1: Intro to Anime: Character Drawing 9 Yrs+</b></p>  <p>Learn about the basics of anime character drawing. What kind of tools are best for anime drawing, different style of anime characters, and a focus on facial features, especially the eyes! We will be creating a few different facial expressions.</p>	<p><b>2: Intro to Anime: Portrait 9 Yrs+</b></p>  <p>Learn how to create a finished anime portrait of yourself or a character. Today we will also talk about colouring using graphic markers. Learn how to add shadows using hatching, cross hatching and highlights using a highlighting pen.</p>	<p><b>3: Intro to Anime: Character Sheet 9 Yrs+</b></p>  <p>Learn to draw a full body anime character by understanding anime's unique body proportions. By the end of the lesson, you will have created a character sheet of your very own anime character!</p>